Florida-Friendly Landscaping™ Program: FFL & MG

UF | IFAS Extension UNIVERSITY of FLORIDA

Florida-Friendly Landscaping™ PROGRAM

Florida-Friendly Landscaping:

Nine Principles

1. Right plant, right place
2. Water efficiently
3. Fertilize appropriately
4. Mulch
5. Attract wildlife
6. Manage yard pests
7. Recycle
8. Reduce stormwater runoff
9. Protect the waterfront

Florida-Friendly Landscaping is a collection of practices involving design, installation, operation, and maintenance which are intended to reduce irrigation water use, protect water quality from over-use of fertilizer and pesticides, and reduce stormwater runoff.

Florida-Friendly Landscaping™

- What is it?
  - Science-based educational program
  - Design and maintain landscapes that will thrive in Florida's climate
- Goals:
  - Conserve water
  - Protect water quality

Goals:
Conserve water & protect water quality

Approximately 60% of homeowner water use in Florida is for lawn and landscape irrigation

Polluted runoff
is the #1 water
quality issue in
Florida.

Environmental Concerns

Population Growth

- Florida's population is expected to double by 2060
- Increased demand for water
- Increased pollution
- Decreased habitats that filter polluted run-off before it returns to the aquifer

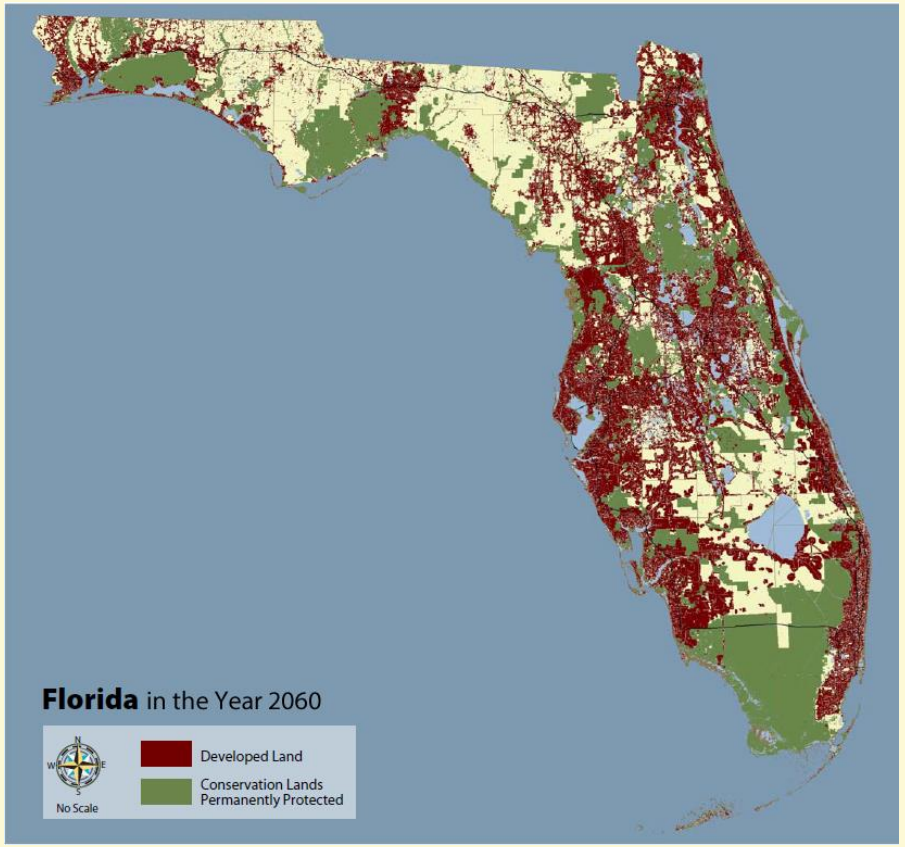

Economic Concerns

Decrease in natural ecosystems can decrease economic impact of tourism to the state

- Tourism is Florida's largest industry
  - $67 billion spent each year
  - $22 billion spent at beach destinations
- Fishing industry in Florida
  - $6 billion, employing 60,000 people for sports and commercial purposes

Health Concerns

- Drinking, accidentally swallowing, or swimming in water affected by algal blooms can cause:
  - Rashes
  - Stomach or liver illness
  - Respiratory problems
  - Neurological affects



Florida-Friendly Landscaping™ Program

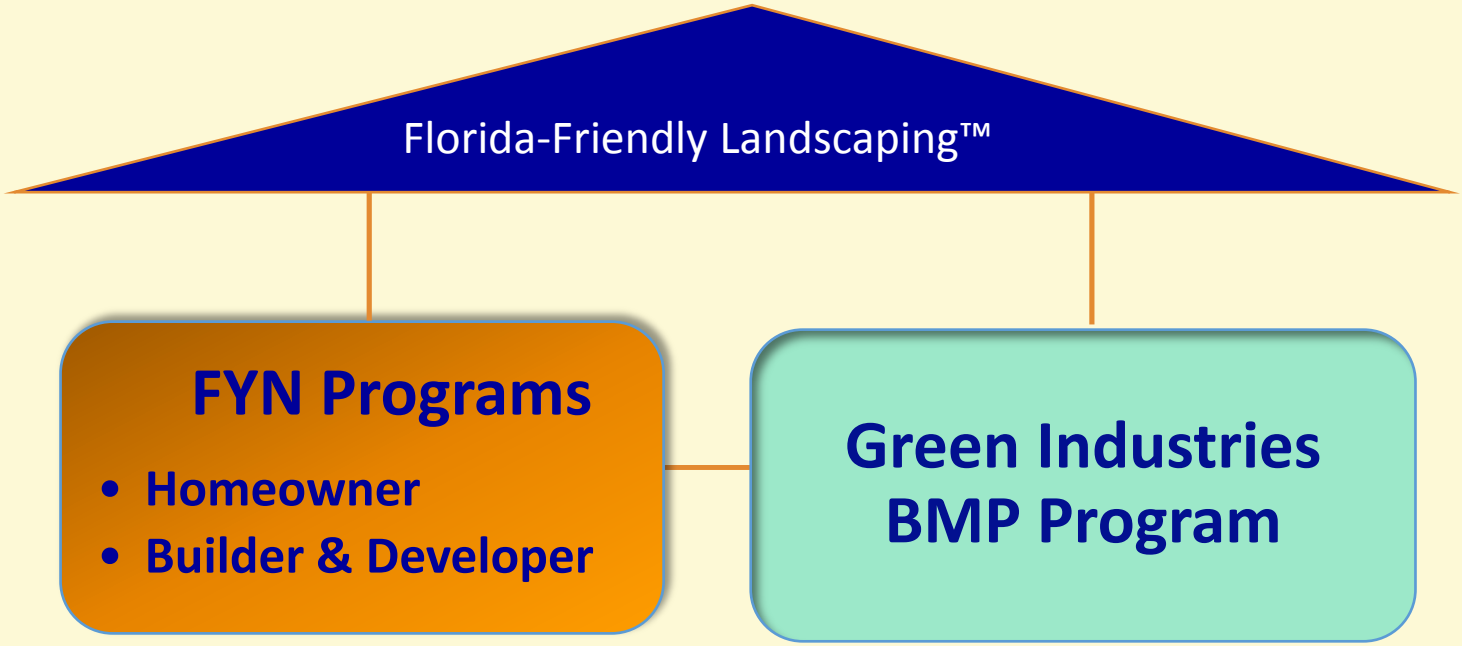

FYN Programming

2014

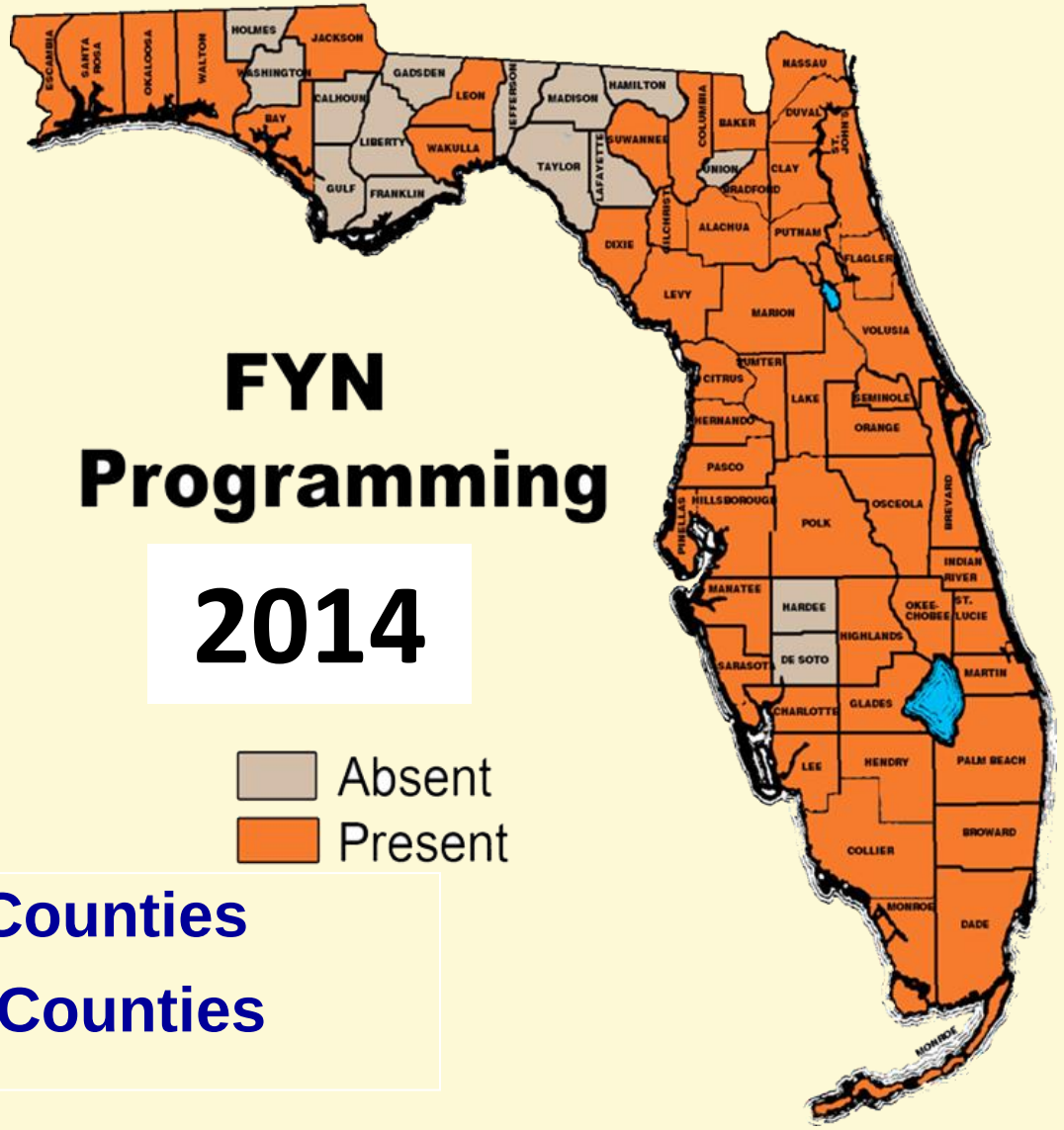

- 1994: 4 Counties
- 2015: 48 Counties

Master gardeners support the entire system!

The Pyramid Without MGs



Tool Box

Print material

Signs

Power points

UF IFAS Extension
Ten Strategies for Working with Your Home Owner Association to Convert to a Florida-Friendly Yard
FLORIDA-FRIENDLY LANDSCAPING™ MODEL COVENANTS, CONDITIONS AND RESTRICTIONS FOR NEW AND EXISTING COMMUNITY ASSOCIATIONS
THE COMMUNITY LANDSCAPE
An Environmental Approach
Florida-Friendly Landscaping™ Guidelines for Community Associations
UF FLORIDA
The Florida Yards & Neighborhoods Handbook
A FLORIDA-FRIENDLY LANDSCAPING
The Florida-Friendly Landscaping™ Guide to Plant Selection & Landscape Design
A FLORIDA-FRIENDLY LANDSCAPING™ PUBLICATION
Florida Friendly Best Management Practices for Protection of Water Resources by the Green Industries
DEPARTMENT OF ENVIRONMENTAL PROTECTION
A Florida-Friendly Landscape Publication

UF | IFAS Extension
UNIVERSITY of FLORIDA

ENH1179

Questions and Answers: 2009 Florida-Friendly Landscaping™ Legislation[1]

Esen Momol, Jane Tolbert, Marina D'Abreau, Terril Nell, Gail Hansen, Gary Knox, Michael Thomas, Kristine Jones, Jim Spratt, Claire Lewis, and Kathy Malone[2]

Introduction:

What is Florida-Friendly Landscaping™?

- Legislative Definition
- Florida-Friendly Landscaping™ Program Summary Definition
- The Look of a Florida-Friendly Landscape

Questions and Answers:

Homeowners' Association Review Boards and Fla. Stat. § 373.185, et seq. (2009 Senate Bill 2080)

Aesthetics and Florida-Friendly Landscaping™

- Community Look
- Rocks, Artificial Turfgrass, and Rubber Mulch
- Ponds and Easements

Plants and Turfgrass

- Plants
- Turfgrass
- Maintenance

Resources for Florida-Friendly Landscaping™

Introduction: What is Florida-Friendly Landscaping?

Florida's increasing urbanization, coastal development, and population growth continue to tax water resources. Per capita water use ranges from 124 to 150 gallons per day with more than 50% of residential water used outside. (See http://abe.ufl.edu/mdukes/pdf/Irrigation-efficiency/Haley-FL-residential-Irrig-JID.pdf for details of a limited-scope study.)

Homeowners' association (HOA) covenants governing landscape design and maintenance can have a significant, adverse impact on the environment, but by encouraging the transformation of conventional landscapes to Florida-Friendly landscapes, HOAs and homeowners can conserve water, protect the environment, and allow a wide range of aesthetic choices.

UF/IFAS offers numerous resources—such as model Florida-Friendly covenants, conditions, and restrictions—to

1. This document is ENH1179, one of a series of the Environmental Horticulture Department, Florida Cooperative Extension Service, Institute of Food and Agricultural Sciences, University of Florida. Original publication date March 2011. Revised February 2014. Visit the EDIS website at http://edis.ifas.ufl.edu.

2. Esen Momol, director, Florida-Friendly Landscaping™ Program; Jane Tolbert, former senior information specialist, Florida-Friendly Landscaping™ Program; Marina D'Abreau, former environmental horticulture Extension agent, UF/IFAS Extension Hillsborough County; Terril Nell, professor emeritus and former chair, Environmental Horticulture Department; Gail Hansen, assistant professor, Environmental Horticulture Department; Gary Knox, professor, UF/IFAS North Florida REC; Michael Thomas, technical manager, NPSM, Florida Department of Environmental Protection; Kristine Jones, administrator, NPSM, Florida Department of Environmental Protection; Jim Spratt, Florida Nurserymen, Growers, and Landscape Association; Claire Lewis, state FFL/builder/developer coordinator; and Kathy Malone, volunteer FFL/builder/developer coordinator.

The Institute of Food and Agricultural Sciences (IFAS) is an Equal Opportunity Institution authorized to provide research, educational information and other services only to individuals and institutions that function with non-discrimination with respect to race, creed, color, religion, age, disability, sex, sexual orientation, marital status, national origin, political opinions or affiliations. For more information on obtaining other UF/IFAS Extension publications, contact your county's UF/IFAS Extension office. U.S. Department of Agriculture, UF/IFAS Extension Service, University of Florida, IFAS, Florida A & M University Cooperative Extension Program, and Boards of County Commissioners Cooperating. Nick T. Place, dean for UF/IFAS Extension.

Existing Communities

What to consider for Florida-Friendly Landscaping™ Guidelines

(Revised March 23, 2011)

1. The Legislation
2. About the Legislation
3. Summary List:
   Considerations for ARB guidelines, and covenants, conditions and restrictions

1. The Legislation

The Legislature passed and the governor signed SB2080 into law June 30, 2009.

As defined in Chp. 373.185, Florida Statutes, Florida-Friendly Landscaping™ means:

"…quality landscapes that conserve water, protect the environment, are adaptable to local conditions, and are drought tolerant. The principles of such landscaping include planting the right plant in the right place, efficient watering, appropriate fertilization, mulching, attraction of wildlife, responsible management of yard pests, recycling yard waste, reduction of stormwater runoff, and waterfront protection. Additional components include practices such as landscape planning and design, soil analysis, the appropriate use of solid waste compost, minimizing the use of irrigation, and proper maintenance."

"(a) The Legislature finds that the use of Florida-friendly landscaping and other water use and pollution prevention measures to conserve or protect the state's water resources serves a compelling public interest and that the participation of homeowners associations and local governments is essential to the state's efforts in water conservation and water quality protection and restoration.

"(b) A deed restriction or covenant may not prohibit or be enforced so as to prohibit any property owner from implementing Florida-friendly landscaping on his or her land or create any requirement or limitation in conflict with any provision of part II of this chapter or a water shortage order, other order, consumptive use permit, or rule adopted or issued pursuant to part II of this chapter."

Signage Graphics

Welcome to the Polk County
Florida-Friendly Demonstration Garden

The nine science-based principles of Florida-Friendly Landscaping™ emphasize creating and maintaining quality landscapes.

- #1 Right Plant, Right Place
- #2 Water Efficiently
- #3 Fertilize Appropriately
- #4 Mulch
- #5 Attract Wildlife
- #6 Manage Yard Pests Responsibly
- #7 Recycle
- #8 Reduce Stormwater Runoff
- #9 Protect the Waterfront

Polk County Training Center Garden

UF | IFAS Extension
UNIVERSITY of FLORIDA

POLK COUNTY
Florida's Crossroads of Opportunity

Florida-Friendly Landscaping™ PROGRAM

Fertilize Appropriately

Prevent pollution and maximize plant health

- Fertilize only as needed
- Choose slow-release products and 0% Phosphorous
- Don't fertilize before a heavy rain
- Keep fertilizer off of hard surfaces
- Avoid using "weed and feed" products

UF IFAS Extension University of Florida | Florida-Friendly Landscaping™ Program | Seminole County Florida's Natural Choice

Water Efficiently

Irrigate only as needed

- Install microirrigation around shrubs, trees, and bedding plants
- Water in the early morning
- Use low volume irrigation system
- Capture roof runoff with a rain barrel

UF IFAS Extension | Florida-Friendly Landscaping™ Program | Seminole County Florida's Natural Choice

Right Plant, Right Place

Plants suited to their site need less irrigation and fertilizer



- Develop a plan before installing plants
- Select plants that match a site's soil, light, water, and climatic conditions
- Plants in the right place are more resistant to pests
- Remove invasive plants

UF IFAS Extension University of Florida | Florida-Friendly Landscaping™ Program | Seminole County Florida's Natural Choice

Attract Wildlife

Wildlife have the same basic needs as you: food, water, and shelter

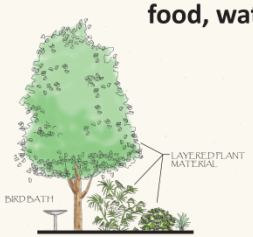

- Select plants with seeds, fruit, foliage, or flowers for food
- Provide water in the form of a fountain, birdbath, or pond
- Use plants with different heights to create layers for shelter and food

UF IFAS Extension University of Florida | Florida-Friendly Landscaping™ Program | Seminole County Florida's Natural Choice

Reduce Stormwater Runoff

To protect waterways and replenish Florida's aquifer



- Connect a rain barrel to your downspouts to collect rainwater, and reduce runoff
- Use porous surfaces, such as pavers, and bricks for walkways, patios and driveways
- Aim downspouts toward porous surfaces so that water can soak into soil
- Rain gardens retain water and serve as an attractive feature within the landscape

UF IFAS Extension University of Florida | Florida-Friendly Landscaping™ Program | Miami-Dade County

PowerPoint Presentations

- Introduction to FFL
- Right Plant, Right Place
- Water Efficiently
- Fertilize Appropriately
- Mulch
- Attract Wildlife
- Manage Yard Pests Responsibly
- Recycle
- Reduce Stormwater Runoff
- Protect the Waterfront
- Others

FFL Research

Landscape Research Plots

Florida-Friendly and Traditional Yards

Research activities

Maintenance:
Time, labor, and equipment

Inputs:
Water, fertilizer, and pest control

Visual Quality:
Turf, plants, and landscape

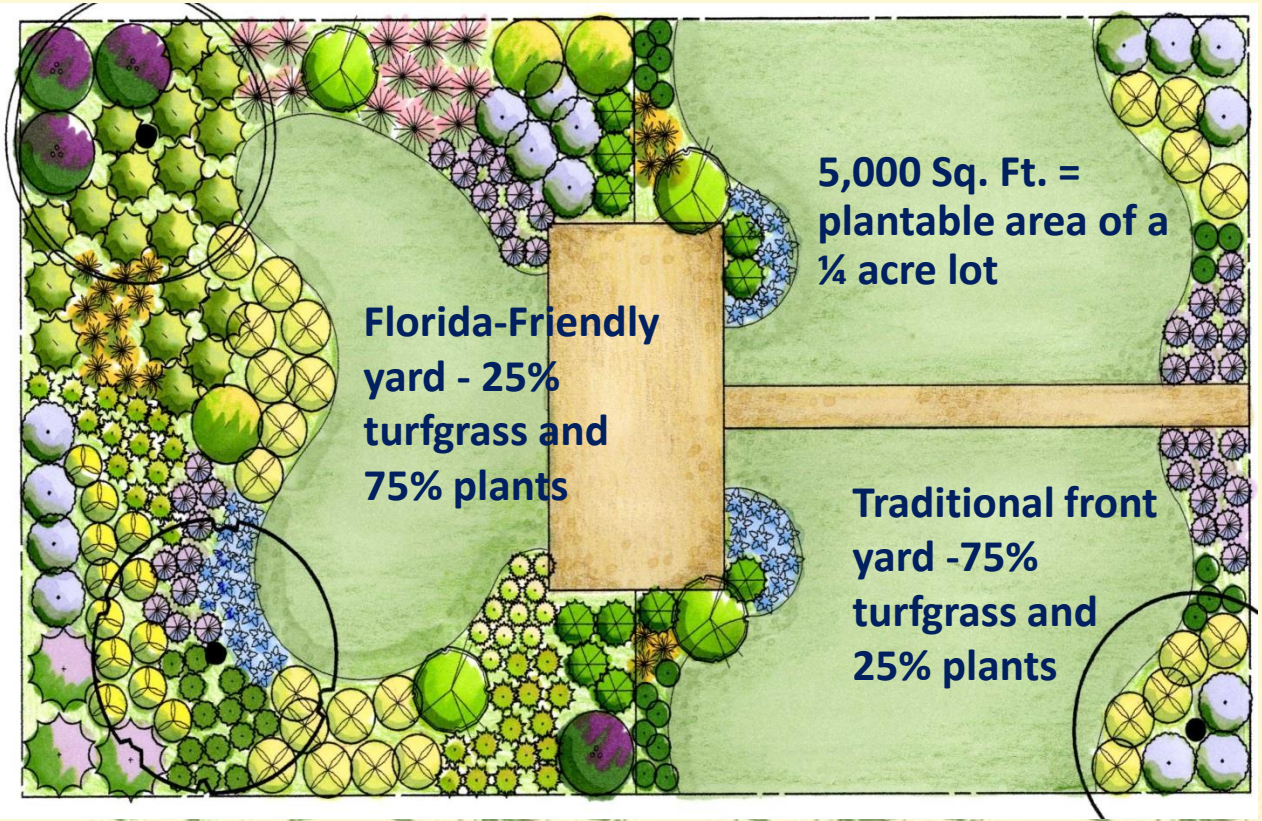

Landscape Research Plots

Florida-Friendly and Traditional Yards

Plot description

All landscapes include the same type and number of plants

Plant material:

- 196 Groundcover
- 14 Shrubs
- 3 Trees
- 2,450 sq. ft. Turf

Hardscape:

- 126 sq. ft. Walkway
- 364 sq. ft. Patio

Plots represent the plant-able area of a ¼ acre lot

(10,890 sq. ft. lot – 5,990 sq. ft. built surface = 4,900 sq. ft. plants)

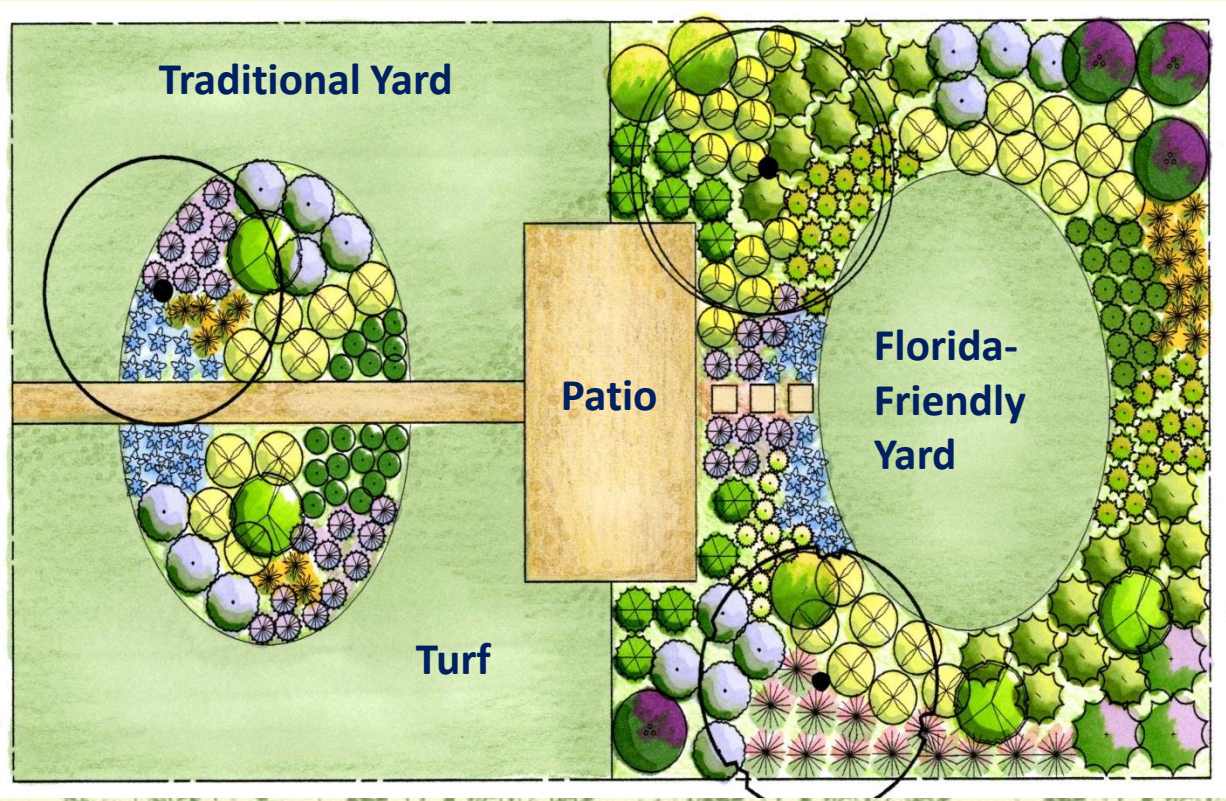

Landscape Research Plots

Florida-Friendly and Traditional Yards

Research activities

Water use:

- Florida-Friendly vs. traditional

Technology:

- Soil moisture sensors, spray vs. micro system

Visual Quality:

- Landscape plants and turf

Florida-Friendly Irrigation

Traditional Irrigation

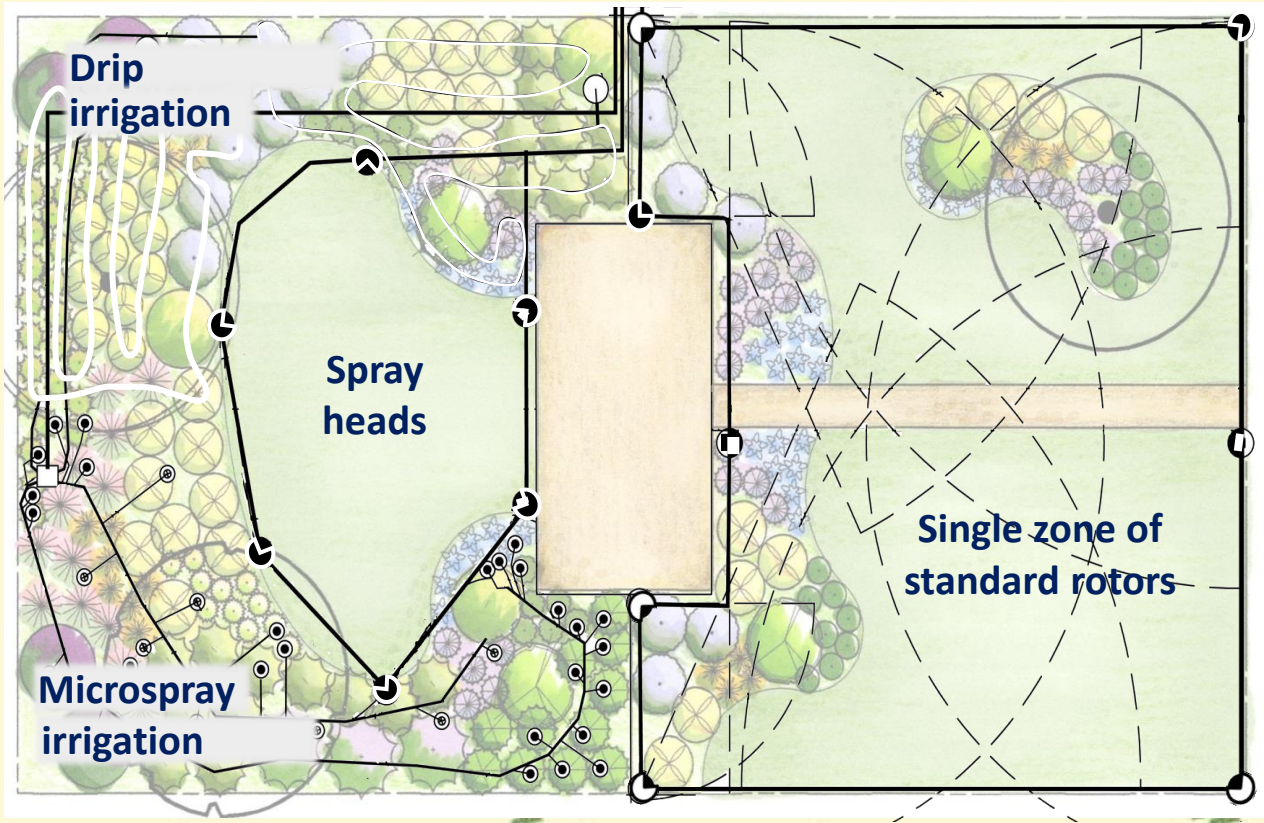

Turfgrass and Plant Trial Demonstration Plots

Demonstration activities

- New plant varieties for Florida-Friendly landscapes
- Dwarf varieties of traditional favorites
- Underutilized plants with Florida-Friendly characteristics
- Three varieties of turf

Plants will be monitored for maintenance, mature size and form, and overall aesthetic appeal

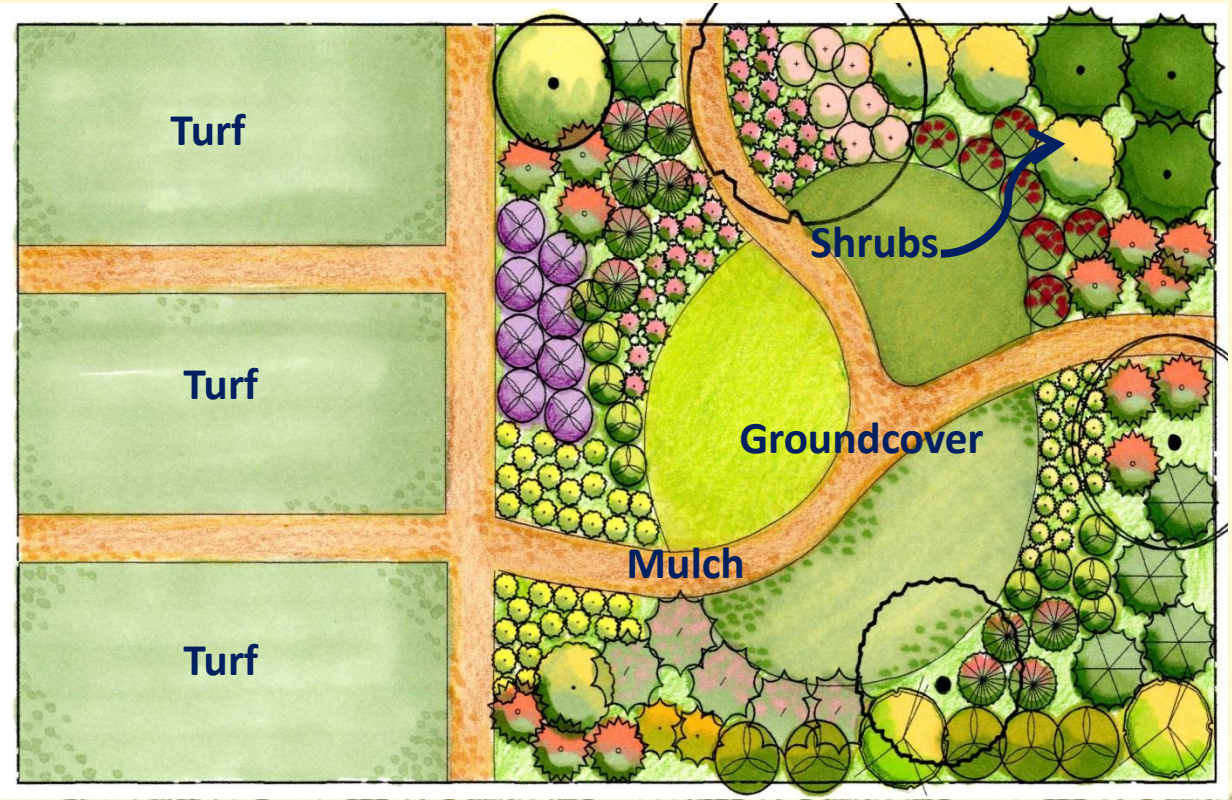

Results to Date

Currently the Florida-Friendly Landscaping Practices are showing a water use savings of 75%

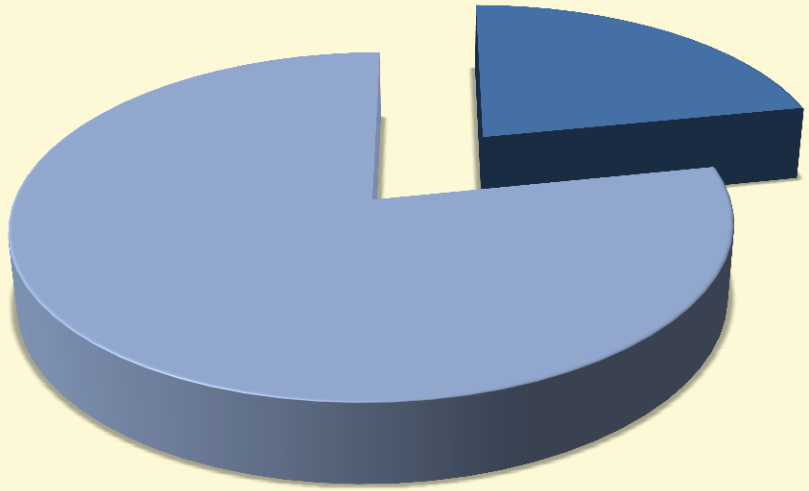

CLCE FFL Landscape Research Plots

Maintenance records	FFL Backyard	Traditional Front Yard	Difference
July 2013 to September 2014			
Water use (rotors)	78,870 gals	390,400 gals	311,530 gals
(drip-line)	11,794 gals		
(emitters)	18,295 gals		
Total	108,959 gals	390,400 gals	281,441 gals
Water Cost ($3.75/1,000gals)	$29.07	$104.11	$75.04
Weeding- April 2014 to Sept 2014		Mowing- June 2014 to Oct 2014	
Hand Weeding	4.5 hours	2 hours	2.5 hours
Mowing	2.5 hours	8 hours	5.5 hours
Edger	.25 hours	1.25 hours	1 hour
Totals	7.25 hours	11.25 hours	4 hours

Focus Group

Perceptions of Florida-Friendly Landscaping™

Perceptions of Florida-Friendly Landscaping™

Perceptions of Florida-Friendly Landscaping™

Comparing temperatures - Natural & Artificial Turfgrass



https://www.youtube.com/watch?v=dU2qLRrPDYg

Perceptions of Florida-Friendly Landscaping™

Perceptions of Florida-Friendly Landscaping™

Focus Group

Perceptions of Florida-Friendly Landscaping™

Participants were asked

- Series of questions
- Photo evaluations

Perceptions of Florida-Friendly Landscapes

Understanding and Mitigating Barriers to Acceptance

Author: Gail Hansen. Contributors: Laura Warner, Paul Monaghan, Emily Ott, Tim Fogarty, Claire Lewis, Esen Momol, and John Bossart

UF IFAS Extension UNIVERSITY of FLORIDA

ENH1164

Ten Strategies for Working with Your Home Owner Association to Convert to a Florida-Friendly Yard[1]

Gail Hansen and Claire Lewis[2]

HOMEOWNER ASSOCIATIONS (HOAS) were established to protect property values by controlling the appearance of homes and the landscape of front yards and common areas. The Community Associations Institute estimates that over sixty million people now live in neighborhoods governed by HOAs. By regulating types of plants and amount of turf, HOA boards are responsible for the environmental health and function of large areas of green space and they exert significant influence on aesthetic preferences and cultural landscape norms for neighborhoods. In some cases aesthetics are emphasized over environmental health in landscape regulations. Although the principles of Florida-Friendly Landscaping™ (FFL) emphasize environmental health of the landscape, with careful design a Florida-friendly landscape can also be visually appealing and "fit" with the desired neighborhood landscape look.

Many homeowners are beginning to rethink their landscapes for several reasons, including mandated water and fertilizer restrictions, the increasing costs of high-maintenance landscapes, and a growing concern for environmental impact, particularly to our water bodies. Landscape improvements include reducing the amount of turf in front and back yards, replacing high-water-demand plants with drought tolerant plants, creating bird and butterfly gardens, and adding edibles to their landscape. However, HOA regulations can make it difficult to implement some changes by mandating types of plants, percentages of turf and plant material, location of plant materials, and restricting specialty gardens to back yards. More environmentally sound landscapes are possible with careful planning and design and by using an educated and knowledgeable approach to working with the HOA board to gain approval for a new landscape. Below are several strategies for working within HOA regulations to gain approval for a Florida-Friendly landscape:

Strategy 1: Become Familiar with Florida-Friendly Landscapes

Learn about the nine principles of Florida-Friendly landscapes. The first principle, right plant-right place, emphasizes the selection and layout of plant material based on the site conditions such as sun and shade and on soil moisture. Principle #5 encourages selecting plants for wildlife, and Principle #9 encourages the use of a low-maintenance landscape buffer along water bodies. Although the other principles emphasize maintenance, they also influence design by encouraging the selection of long-lived, hardy, low-water-use plants that are pest tolerant. (See EDIS publication http://edis.ifas.ufl.edu/ep079, *Florida Yards and Neighborhoods Handbook 2009.*) It is also important to learn about other landscape features and hardscape structures that can be used in a FFL yard. (See EDIS publication http://edis.ifas.ufl.edu/ep424, *Landscape Elements for a Florida-Friendly Yard.*) Understanding the principles and incorporating landscape features suggested below can create a Florida-Friendly landscape and still meet the landscape requirements of most HOAs.

Locate plants in traditional foundation plant beds—Locate plants in typical plant beds that are found in most traditional yards—usually around the foundation of the house and separate small beds in the turf (usually around trees). The primary difference is an increase in the size

[1] This document is ENH1252, one of a series of the Environmental Horticulture Department, UF/IFAS Extension. Original publication date February 2015. Visit the EDIS website at http://edis.ifas.ufl.edu.

[2] Gail Hansen, associate professor, Environmental Horticulture Department; and Claire Lewis, Florida Yards and Neighborhoods coordinator, Florida-Friendly Landscaping Program; UF/IFAS Extension, Gainesville, FL 32611.

Florida Yard Advisor Training

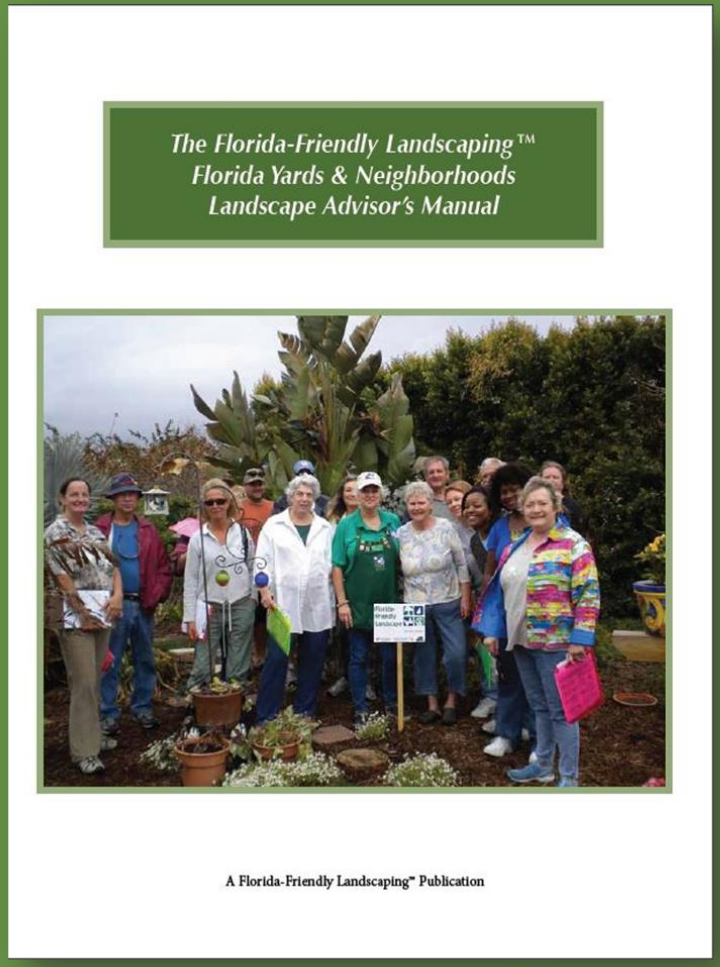

Florida-Friendly Landscaping™

Recognition Checklists

- Residential
- New Development
- Commercial/Institutional

- Partnerships
  - Florida Water Star
  - Florida Green Building Collation

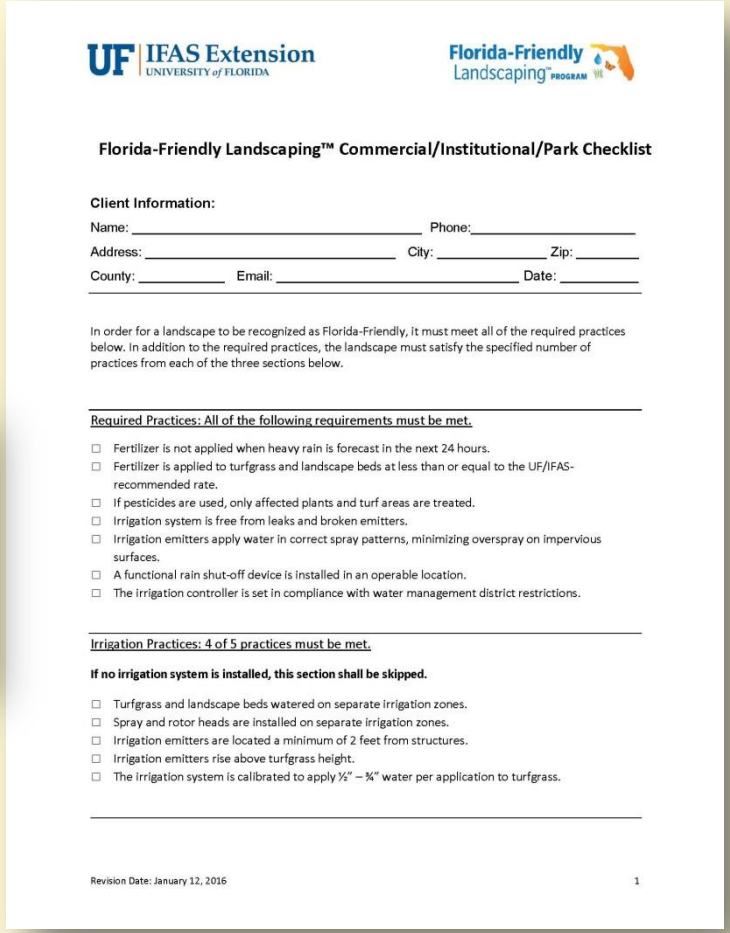

UF IFAS Extension UNIVERSITY of FLORIDA

Florida-Friendly Landscaping™ PROGRAM

Florida-Friendly Landscaping™ Commercial/Institutional/Park Checklist

Client Information:

Name: _____ Phone: _____

Address: _____ City: _____ Zip: _____

County: _____ Email: _____ Date: _____

In order for a landscape to be recognized as Florida-Friendly, it must meet all of the required practices below. In addition to the required practices, the landscape must satisfy the specified number of practices from each of the three sections below.

Required Practices: All of the following requirements must be met.

- ☐ Fertilizer is not applied when heavy rain is forecast in the next 24 hours.
- ☐ Fertilizer is applied to turfgrass and landscape beds at less than or equal to the UF/IFAS-recommended rate.
- ☐ If pesticides are used, only affected plants and turf areas are treated.
- ☐ Irrigation system is free from leaks and broken emitters.
- ☐ Irrigation emitters apply water in correct spray patterns, minimizing overspray on impervious surfaces.
- ☐ A functional rain shut-off device is installed in an operable location.
- ☐ The irrigation controller is set in compliance with water management district restrictions.

Irrigation Practices: 4 of 5 practices must be met.

If no irrigation system is installed, this section shall be skipped.

- ☐ Turfgrass and landscape beds watered on separate irrigation zones.
- ☐ Spray and rotor heads are installed on separate irrigation zones.
- ☐ Irrigation emitters are located a minimum of 2 feet from structures.
- ☐ Irrigation emitters rise above turfgrass height.
- ☐ The irrigation system is calibrated to apply ½" – ¾" water per application to turfgrass.

Revision Date: January 12, 2016 1

Required Practices

Points received	Points possible	Florida-Friendly Landscaping™ Practices	Hand-Book Page #
		FFL Principle #1: Right Plant, Right Place	
	4	Landscape does not contain any invasive plant found on the current UF/IFAS Assessment **"Invasive-Not Recommended"** list (http://plants.ifas.ufl.edu/assessment).	9
	4	Plants are placed in landscape locations that match their requirements for water, light, soil condition, wind tolerance, salt tolerance, mature size, etc.	5
	3	Maintained turfgrass is used for functional purposes (e.g., play area, erosion control, nutrient uptake).	8
	3	A soil pH test has been performed within the last year.	7
	2	Trees and shrubs are positioned to improve the building's heating and cooling capacity.	5-6
	2	Groundcovers are used to prevent erosion in any area that cannot support turf or landscape beds, including on steep slopes and in deep shade.	8
	18	**Total points earned for Principle #1.** (Minimum of 8 required)	

Plants are placed in landscape locations that match their requirements for water, light, soil condition, wind tolerance, salt tolerance, mature size, etc.

(4 points) (p. 5)

Partial Points Available:
4 Pts.- All plants match site conditions
3 Pts.- Most of plants match site conditions
2 Pts.- Some of plants match site conditions
1 Pt.- Not Possible. Please do not award 1 point for this category

Trees and shrubs are positioned to improve the building's heating and cooling capacity.

(2 points) (pp. 5-6)

Partial Points Available:
2 Pts.– Deciduous plants are used on 3 sides of the house
1 Pt.– Deciduous plants are used on 1 side of the house, or the air conditioner unit is properly shaded

Groundcovers are used to prevent erosion in any area that cannot support turf or landscaped beds, including steep slopes and deep shade.

(2 points) (p. 8)

Partial Points Available:
2 Pts.– All problem areas have been replaced with groundcover
1 Pt.– Some problem areas have been replaced with groundcover

If no problem areas exist on site, full points should be awarded.

Florida Yard Advisor Training

Home | About FFL | Contact Us | Local Offices | Partners | FloridaYards.org | Search | GO

- FYN Homeowner Program
  - 9 FFL Principles
  - Your County
  - Official Yard Recognitions
  - Florida-Friendly Living
  - Publications & Training
  - Remove Invasives
- FYN Builder & Developer Program
  - Landscape Architect CEU Classes
  - Educational Services
  - Designations & Awards
  - Success Stories
  - Low-Impact Development
  - UF/IFAS Partnership at Hastings
  - Community Association Kit
- Resources
- FYN Educators: Log In
- GI-BMP Program
  - Program Overview
  - Training Schedule
  - Instructor Program

New - Homeowner Yard Recognition Database

Here you can see all of the homeowner yard recogitions from around the state:

View Statewide FYN Homeowner Yard Recognition Database

After returning from a recognition visit in your county, please click here and add your County's recognitions to our statewide list:

Add your record to this database.

New - Builder & Developer Certification Database

Here you can see all of the FYN Builder & Developer Certifications from around the state:

View Statewide FYN Builder & Developer Certification Database

After returning from a certification visit in your county, please click here and add your County's certification to our statewide list:

Add your record to this database.

FFL / FYN - Educator Resources

- **Standardized Water Conservation Evaluation** NEW
  New standardized evaluation instrument for all your FFL programs related to water conservation to demonstrate FFL impacts statewide

Statewide FYN Homeowner Yard Recogitions

Please use this form to document and describe your recent Yard Recognition visit.

Please send any comments or questions about using this form to ksrsrg@ufl.edu

Thank you!

* Required

County *
What County did this Yard Recognition take place in?

FYN Agent or Coordinator *
Who is the responsible FYN Agent or Coordinator for this Yard Recognition Visit?

Homeowner Name *
What is the homeowner's name?

Homeowner Address *
What is the homeowner's address?

Homeowner's Email Address
What is the homeowner's email address?

Recogition Date *
What date was this Yard recognized?

Recogized By *
Who are the Yard Advisors that conducted this Yard Recognition Visit? Please enter each name on a separate line.

Points / Inches *
How many points (inches) did this Yard receive?

Recognition Level *
What level of recognition was awarded?

- Standard
- Gold
- Did NOT receive recognition

Return Visit? *
Was this initial recognition or a return visit?

- Initial Recogition
- Re-recognition

Comments about this Yard Visit
Please enter any details that you feel are necessary.

Submit

Never submit passwords through Google Forms.

Powered by

This content is neither created nor endorsed by Google.
Report Abuse - Terms of Service - Additional Terms

Online resources

Florida-Friendly Landscaping™ Plant Guide

Find the Right Plant for the Right Place
Anytime, Anywhere

Mobile web application

1 99 year

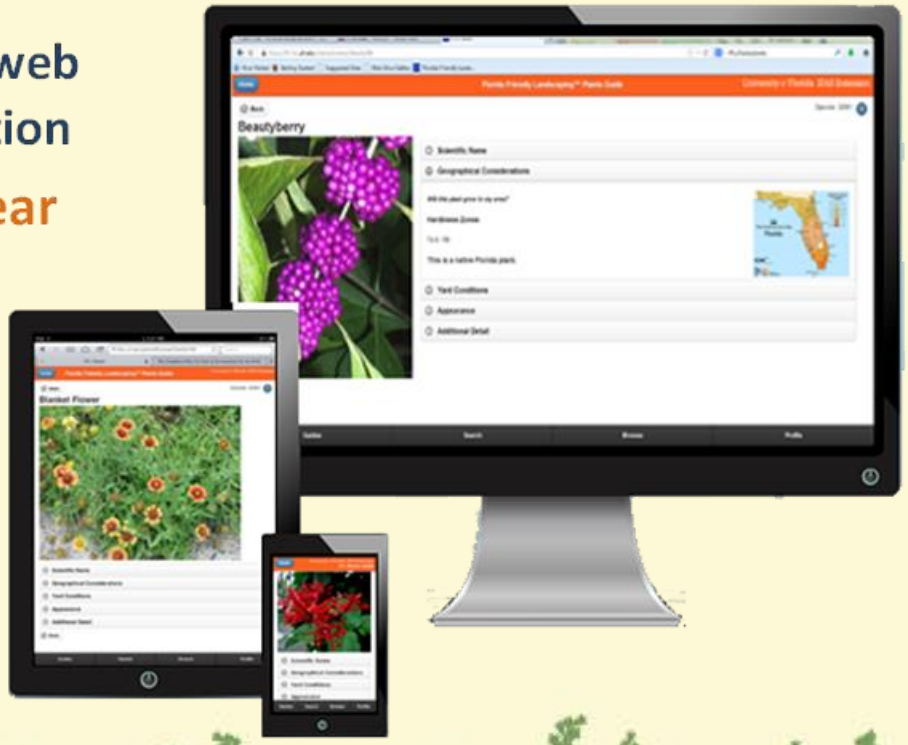

Florida-Friendly Landscaping™ Butterfly App

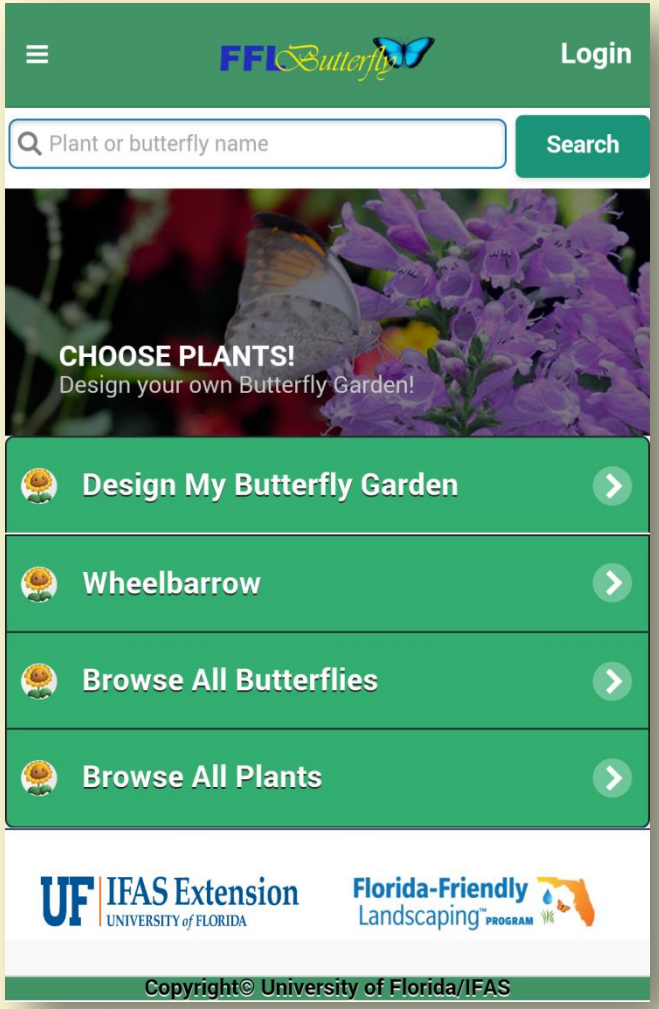

For silver level recognitions
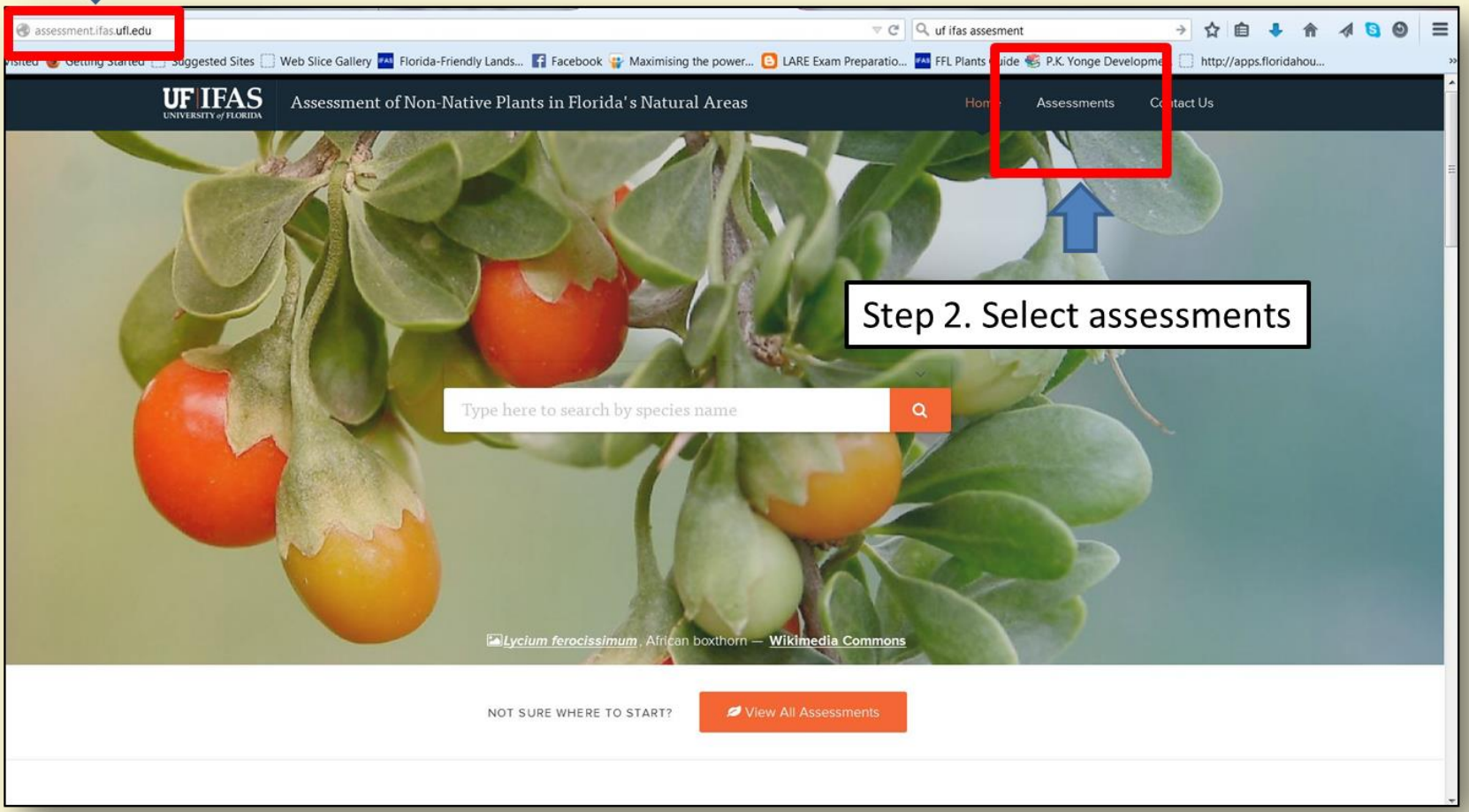
Step 1. Go to webpage http://assessment.ifas.ufl.edu