

**MASTER
GARDENER**
UF UNIVERSITY of
FLORIDA
IFAS Extension

107 Mehrhof Hall
PO Box 110675
Gainesville, FL 32611-0675
Phone: (352) 392-1831 ext. 331
Fax: (352) 392-1413
<http://mastergardener.ifas.ufl.edu>

Form 10

Florida Master Gardener Awards and Recognition Form Awards of Excellence

Each county is allowed **ONE ENTRY PER CATEGORY**. Although your Master Gardener Coordinator may have been heavily involved in this effort, only the efforts of the Master Gardeners themselves are to be evaluated. Points will be deducted if it is perceived that most of the effort or submission of entry forms came from the Master Gardener Coordinator.

Only efforts made since the last awards ceremony will be considered by the judges. Any new or re-certified active Florida Master Gardener(s) are eligible. In the event your entry does **not** take top honors in this category this year, we would encourage you to improve your submission and resubmit your entry next year should you *repeat or continue* this project. If your project has won in **ANY** year, it **CANNOT BE RE-ENTERED** again, despite any significant changes in format or participants.

Judges for the awards shall be appointed by the State Master Gardener Program Leader, University of Florida. Decisions by the judges will be final.

ALL APPLICATIONS MUST BE SUBMITTED IN ELECTRONIC FORMAT

SEE BELOW FOR APPLICATION CRITERIA:

The correct and completed award application forms including:

- A typed application form not to exceed 3 pages in length. Supporting materials (where requested may be additional pages)
 - The three pages must include the 150 word project summary.
- 12 point font
- No more than 8 photographs in addition to the three pages of text. (Photos no larger than 8 x 10)
- This form typed and completed including: appropriate category checked
- Name of MG Coordinator (The coordinator must approve application prior to admission)
- Application, photos and supporting materials must all be in PDF format and packaged into one document. Submissions are to be emailed to: twichman@ufl.edu

County: Marion

Name of Project: Vegetable Garden Expo

Project start date: 2009 Project end date: Ongoing

Name of person(s) typing application: Jo Leyte-Vidal

Name or names of Master Gardeners preparing application: Jo Leyte Vidal

Name of Agent: Norma Samuel

CATEGORY: Indicate only one category per entry form. You must assign your entry to a specific category to be considered for an award in that category. Entries are limited to the categories indicated below.

- | | |
|--|--|
| <input type="checkbox"/> Form 11 Beautification | <input type="checkbox"/> Form 18 Personal Communications |
| <input type="checkbox"/> Form 12 Demonstration Garden | <input type="checkbox"/> Form 19 Service to 4-H and other youth |
| <input type="checkbox"/> Form 13 Educational Materials Development | <input type="checkbox"/> Form 20 Special Audiences |
| <input type="checkbox"/> Form 14 Extension Awareness | <input type="checkbox"/> Form 22 Written or Verbal Mass Comm. |
| <input type="checkbox"/> Form 15 County Displays/Exhibits | <input type="checkbox"/> Form 23 County Master Gardener Newsletter |
| <input checked="" type="checkbox"/> Form 16 General Achievement | |
| <input type="checkbox"/> Form 17 Outstanding Master Gardener | |

Email PDF Applications to:

Tom Wichman
twichman@ufl.edu

TO BE ELIGIBLE ALL ENTRIES MUST BE RECEIVED BY AUGUST 19, 2013

1. Scope to the project.

In February 2009 the Master Gardener Plant Clinic saw a 94% increase in calls asking for information about vegetable gardening. To date the volume of calls has remained very high. In response to the increased volume of calls, the first Vegetable Garden Expo was offered to the community on the grounds of the Extension Office, August 29, 2009. The Vegetable Garden Expo was organized for the fall as the Master Gardener spring calendar was packed. The event was advertised through the County Public Relations Office, press releases, Facebook, two newsletters, articles in local papers, at educational talks, community events, and in the plant clinic. The four-hour event consisted of:

- Four indoor seminars in the auditorium (see attached agenda).
- Six outdoor hands-on sessions in the Vegetable Garden
- Guided tours of the Herb Garden, Vegetable Garden, and Tropical.
- Mobile Plant Clinic (Petunia) in place for questions and distribution of literature
- Booth with University of Florida publications for sale
- Booth for Florida Yards and Neighborhoods (FYN) to offer rain barrels, irrigation materials, and information
- 6 - 10 commercial vendors offering vegetable garden materials
- 2010 4-H Seminole Garden Project school garden displays and scarecrows

The first Vegetable Garden Expo was attended by approximately 200 residents. The program has grown in four years to include six continuous commercial vendors and about 400 attendees. A total of 37 Master Gardeners worked various jobs and shifts at the event. Between five planning meetings, set up, manning the event, clean up, and follow up meeting the group logged an average of 120 hours per event. List of MGs involved were:

Inez Dickson	Mary Lou Klein	Bob Heckathorn	Dick Jackson
Joan Foren	Lori Tamblingson	David Goodman	Linda Krausnick
Pam Breen	Aneash Tewari	Helen Ogren	Did Donaldson
Dolores Litchaz	Janice McCall	Jo Leyte-Vidal	Ellie Sharp
Lis Robson	Kathy Connor	Luke Connor	Claire Wilder
Liz Keenan	Claudia Barth	Ray Dunleavy	Bill Miranda
Kathy Bowers	Carol Ann Baldwin	Christina Garcia	Inga Carbone
Steve Oldham	Virginia Stamper	Jeanne Letts	Ellen Fleming
Bobbie Hickey	Jim Jaudon	Jackie VanDusen	Barbara Sibila
			Mona Majors

2. What was the intended purpose of the project and the benefit to the Cooperative Extension Service?

Some of the basic questions asked of the Master Gardeners in the Plant Clinic by clientele were:

- How do I grow my own food?
- How do I compost?
- What type of containers or beds should I use?
- How do I make the soil better?
- What seeds do I need?
- How do I control the insects eating my vegetable plants?

A record of all the questions was compiled and a program was outlined that would attempt to show the community how they could grow food in their own yards, no matter what size. Also, a review of our Vegetable Demonstration Garden confirmed that we had the ability to instruct the community verbally and visually. The Garden contains raised beds, containers, a grow bag, a grow box, herbs, blackberries, blueberries, grape vines, persimmon and olive trees, a variety of compost bins, and most recent additions - a handicapped bed and an inverted bucket system.

The development of the Vegetable Garden Expo shows residents that UF/IFAS Extension caters to the needs of the community through relevant programming. This project provides the community with easy access to resources and knowledge on vegetable gardening to help ensure a successful vegetable crop. Many are amazed at the range of activities and ask the question: "How can I be a part of this?" It has become a method through which new volunteers are recruited. The related talks, events, demonstrations, and literature have developed a following which has vastly increased the visibility of Extension.

3. How was the project evaluated?

Every attendee was asked to complete an evaluation at the end of each indoor seminar and in-garden talk. An example of the 2012 survey summary is attached. The September 8, 2012 Vegetable Garden Expo Survey included a statement about the proposed community vegetable gardening project. The enquiries about the project helped to guide the development of the existing community garden beds.

Many positive comments were given at the Mobile Plant Clinic and to the MGs as the attendees circulated. We usually receive a number of follow-up calls, with specific questions relating to attendees newly planted garden. Vendors are verbally surveyed in relation to sales and the responses are always positive, except for worm casting vendors in 2009.

4. What were the results of the project?

A decision was made by the Master Gardeners that the Expo should be kept as a small event with a maximum of 10 vendors. This would allow participation to be profitable for the vendors.

- To date, the vendors have indicated they are pleased with their sales.
- The number of attendees has increased with each year from about 200 the first year to now 400. The first two years participants came for a short time. In 2011 and 2012, most of them spent the entire time visiting the vendors and participating in multiple educational sessions.
- Vegetable gardeners are requesting instruction and materials for drip irrigation.
- Extension has acquired four new Master Gardeners who relate their application to the Expo.
- Sales of Vegetable Gardening publications have also increased.
- As a result of member participation in the event, two local churches have used the Demonstration Garden as a model for their community garden.
- Attendees are adopting practices taught in the various sessions. This is evident based on responses received in the 2012 Residential Horticulture Survey. One respondent indicated he/she "was bagging over 100 bags of leaves and now composts over half of them, the rest is delivered to a Master Gardener's plot". Another respondent indicated "I was ordering heirloom seeds online without understanding what to look for in the varieties I chose. I wasted a lot of time, money, and labor on plants that just weren't suited to our environment. Now, I'm using the recommended species and getting much better results." These responses show we are influencing residents of Marion County to adopt environmentally sound horticultural practices and also save them money.

5. How has this project helped the target audience?

Results of the 2010 Residential Program Survey – 106 respondents. The Vegetable Garden Expo received Good to Excellent ratings on the following items:

- Selection of vendors – 53%
- Selection of plant materials available – 57%
- Indoor seminars – 32%

- In-garden demonstration talks – 43%

The National Gardening Association research has shown that a family of four could be fed from a 500 square foot garden. The average family would spend about \$70.00 on seeds and supplies that would result in approximately \$600.00 worth of vegetables. Approximately 400 people attended the Vegetable Garden Expo in 2012. If they all grew an average size garden of 400-500 square feet and have a productive growing season, at \$600.00 per year combined they would save about \$240,000.

A resident that participated in the Expo indicated that she started her first vegetable garden after taking the Vegetable Gardening class and she also started her first compost bin. In May 2010 she called to say she had been harvesting a lot of produce from her garden. She was so ecstatic; she said that she posted pictures of her harvest on Facebook for her family across the country to see. She called again to say she installed a fall garden and was harvesting lots of broccoli. She said she could not put an exact dollar amount on her savings, but she knew she was not buying vegetables during the time she was harvesting.

6. A 150 word(or less) summary of your project so that we can let others know of your accomplishments.

It was brought to the attention of the UF/IFAS Marion County Master Gardeners that the down turn of the economy in 2009 had spurred the public's need to economize on food costs. This became evident, with the increase in Plant Clinic requests for vegetable gardening information. The Vegetable Garden Expo was organized, in order to give the residents the opportunity to learn about growing their own food. The attendees were given indoor instructional talks, outdoor hands-on activities in the vegetable garden, guided tours of the demonstration gardens, questions answered at the Mobile Plant Clinic, commercial vendors offering supplies, UF/IFAS publications, and FYN information. The first Expo, August 29, 2009 brought in about 200 residents. Our September 7, 2012 Expo attracted approximately 400 participants, attendees have called to report successes in their new gardens, the requests for vegetable garden speakers has doubled, two local churches have copied our gardens, and four attendees are now Master Gardeners.

Problems encountered and their solutions

- Four of the 10 vendors at the 2009 Expo sold worm castings. The competition resulted in poor revenue. Hence, the decision was made to limit the number of vendors with worm castings to two.
- The first two Vegetable Garden Expos were held late August. The vendors indicated that an extra week or two would allow vegetable seedlings to be more mature, so the Expo was moved to early September.
- In 2010 another organization decided to hold a home and garden expo on the same date at the Southeastern Livestock Pavilion, which is the same location. Visitors to the event were confused. The Southeastern Livestock Pavilion facilities manager was asked to not schedule similar events on the same date.
- The morning of 2011 Expo it poured. We quickly had to come up with a plan B. The in-garden talks were relocated to the classroom and the MG UF/IFAS publications and FYN booths were moved to the auditorium foyer. The set up for 2012 placed publications in FYN in the foyer as it was ideal to catch participants on their way to the seminars.



Attendee looking at fruit trees



Educational session



Attendees shopping after rains



UF/IFAS Publications booth



Tour of herb garden



School 4-H Vegetable Garden Display



Attendees seeking more knowledge
after a session



Tropical garden tour

UF/IFAS Marion County Master Gardeners' Vegetable Garden Expo September 8, 2012

PLEASE PRINT CLEARLY. THANK YOU.

Seminar Topic: Survey Summary of All Presentations

<i><u>Please check the most appropriate answer</u></i>	<i><u>yes</u></i>	<i><u>no</u></i>	<i><u>some</u></i>	<i><u>none</u></i>
Did you gain useful knowledge?	<u>95</u>	<u> </u>	<u>2</u>	<u> </u>
Would you share this knowledge with others?	<u>92</u>	<u> </u>	<u>5</u>	<u> </u>
Would you recommend this seminar to others?	<u>94</u>	<u>1</u>	<u>3</u>	<u> </u>
Are you attending other seminars today?	<u>83</u>	<u>6</u>	<u>4</u>	<u>2</u>

What other topics would be of interest to you? **(On Back)**

How did you hear about this event? Please be specific.

Newsletter	Radio	<i>Star Banner</i>	Brochure	Email	Other
<u>13</u>	<u>4</u>	<u>13</u>	<u>5</u>	<u>35</u>	<u>35*</u>
*Summer Institute		*4H	*Plant Clinic		*Master Gardeners
*Extension Office		*Friend	*Mother		*Gainesville Sun

Please provide your zip code. _____

Please provide your email address if you would like to be advised about future seminars and plant sales: _____

Name

Email Address

New Project Idea: We are considering having an onsite community vegetable garden project where individuals or families can learn from the experts how to successfully grow a garden. Each plot will be about 4 feet by 16 feet. There will be an educational component followed by practice in the garden. The goal is to get you confident enough so you can start your own garden at home. You can visit the

garden at any time to care for your plot. The produce you grow will be yours to keep.

Are you interested in participating? Yes 21 No 22

If yes, when will be a good time for you to attend the training sessions?

Weekday AM	<u>10</u>	Saturday AM	<u>7</u>
Weekday PM	<u>4</u>	Saturday PM	<u>2</u>

Please provide your contact information if you are interested in participating in the project.

Name: _____

E-mail address: _____

Phone number: _____

What other topics would be of interest you?

- Herbs / herb gardening
- Composting
- Landscaping
- Micro-irrigation
- How to grow watermelons
- How to get rid of diseases
- Organic gardening
- Insect control
- Proper planting times for seasonal vegetable crops
- Plant propagation
- Garden pests (good / bad insects)
- Vegetable gardening
- Other vegetable garden topics
- Citrus diseases
- Butterflies
- Lawn care & different grasses
- Testing soil
- Crop rotation
- Hedges care
- Pruning
- Berry plants
- Fruit



**Marion County
Board of County Commissioners**

Office of Public Information

601 SE 25th Ave.
Ocala, FL 34471
Phone: 352-438-2300
Fax: 352-438-2309

Contact: Norma Samuel, Extension Agent III, UF/IFAS Marion County Extension Service
Office: 352-671-8400 • Email: norma.samuel@marioncountyfl.org
Today's Date: Aug. 26, 2011

PREPARE TO PLANT WITH VEGETABLE GARDEN EXPO
Immediate Release

- WHO:** UF/IFAS Marion County Extension Service and Marion County Master Gardeners
- WHAT:** Vegetable Garden Expo
- WHEN:** Sept. 10, 2011 • 9 a.m. – 1 p.m.
- WHERE:** Marion County Extension Service auditorium (2232 NE Jacksonville Road, Ocala)
- WHY:** Get a head-start on your fall vegetable garden at the Vegetable Garden Expo, hosted by UF/IFAS Marion County Extension Service and Marion County Master Gardeners. Stock up on garden accessories, supplies and seedlings at this one-stop garden shop. Attendees will also learn from seminars and get inspired by guided vegetable and herb garden tours.

For more information, visit www.marioncountyfl.org/extensionservice.htm or call 352-671-8400.

###

"Meeting Needs by Exceeding Expectations"



**MASTER GARDENERS OF MARION COUNTY
UF/IFAS MARION COUNTY EXTENSION
2232 NE JACKSONVILLE ROAD
OCALA, FL 34470-3685
352/671-8400
FAX 352/671-8420**



**2012 VEGETABLE GARDEN EXPO RULES FOR COMMERCIAL VENDORS
DATE: September 8, 2012 – 9 AM – 1 PM**

Neither the UF/IFAS Marion County Extension Service nor the Marion County Master Gardeners will be responsible for any loss, damage, or injury to any person or any property of participating vendors.

1. Booth space will be assigned in order of commitment upon payment in full. Once reservations have been made and space assigned, **NO REFUNDS WILL BE GIVEN. ALL PRODUCTS MUST BE VEGETABLE/HERB/FRUIT TREE RELATED; FLOWERS ARE NOT ACCEPTABLE.**
2. **Set-up time will be: Saturday morning from 7:00 am – 8:45 am.**
3. All commercial nurseries or anyone selling plants at the Expo must have their own current **CERTIFICATE OF INSPECTION** with them during the Expo and a copy must be returned with the application.
4. Generators are **NOT** allowed unless written approval is made by the Extension Office prior to opening of expo. Electrical connections must be made before set up. Any additional electrical connections will not be permitted once set up begins.
5. Participants must provide their own tents, tables, chairs, extension cords, garden hoses, ETC.
6. Participants must keep their booth space neat, clean, and aesthetically pleasing.
7. During expo hours, all vendors' vehicles must be parked in the designated vendor parking area. ***VENDOR PARKING TAGS WILL BE ISSUED AND ENFORCED. VENDOR BOOTH ID WILL ALSO BE ISSUED.***
8. No obstruction will be allowed in the expo area once the event opens to the public. (Ambulances, police, and fire vehicles must have complete access at all times).
9. Booth removal may begin no earlier than 1:15 pm and should be completed by 3:00 pm the same day unless other arrangements have been made.
10. ***NO DOGS*** or other pets will be allowed into the expo area. Please do not ask for exceptions.
11. NO food or drink may be sold or given out as a sample by any garden vendor without displaying the specific Florida License to do so.
12. Your vendor space will be clearly identified. However, you will be charged an additional fee for extending outside your boundary as long as it does not interfere with fire lanes.

These statements reflect our local laws, security concerns, health requirements, and simple courtesy to others. We hope you will not ask for any exceptions to be made.

I have read the 2012 Rules for Commercial Vendors and agree to abide by them as a condition for participation in the 2012 Vegetable Garden Expo.

Vendor Name (print) _____ Contact phone # _____

Signature _____ E-MAIL _____

BE SURE TO KEEP ONE COPY OF 2012 RULES FOR YOUR FILES, SIGN AND RETURN ONE IN THE ENCLOSED ENVELOPE.



MASTER GARDENERS OF MARION COUNTY
UF/IFAS MARION COUNTY EXTENSION
2232 NE JACKSONVILLE ROAD
OCALA, FL 34470-3615
352/671-8400
FAX 352/671-8420



Vegetable Garden Expo Reservation Form

Please complete this application and return with your payment in full.

VENDOR _____ CONTACT _____

ADDRESS _____

CITY _____ STATE _____ ZIP _____

PHONE _____ FAX _____ EMAIL _____

NOTE: ALL PRODUCTS SOLD MUST BE VEGETABLE/HERB/FRUIT TREE RELATED. FLOWERS ARE NOT ACCEPTABLE PRODUCTS FOR THIS SHOW.

Primary items sold: _____

If you are plant nursery vendor, please attach a copy of the State of Florida Nursery Certificate valid during the Expo. If a valid copy is not available now, please mail it to us prior to the event.

VEGETABLE GARDEN EXPO HOURS

Saturday, September 8, 2012.....9:00 A.M. to 1:00 P.M.

BOOTH SELECTION

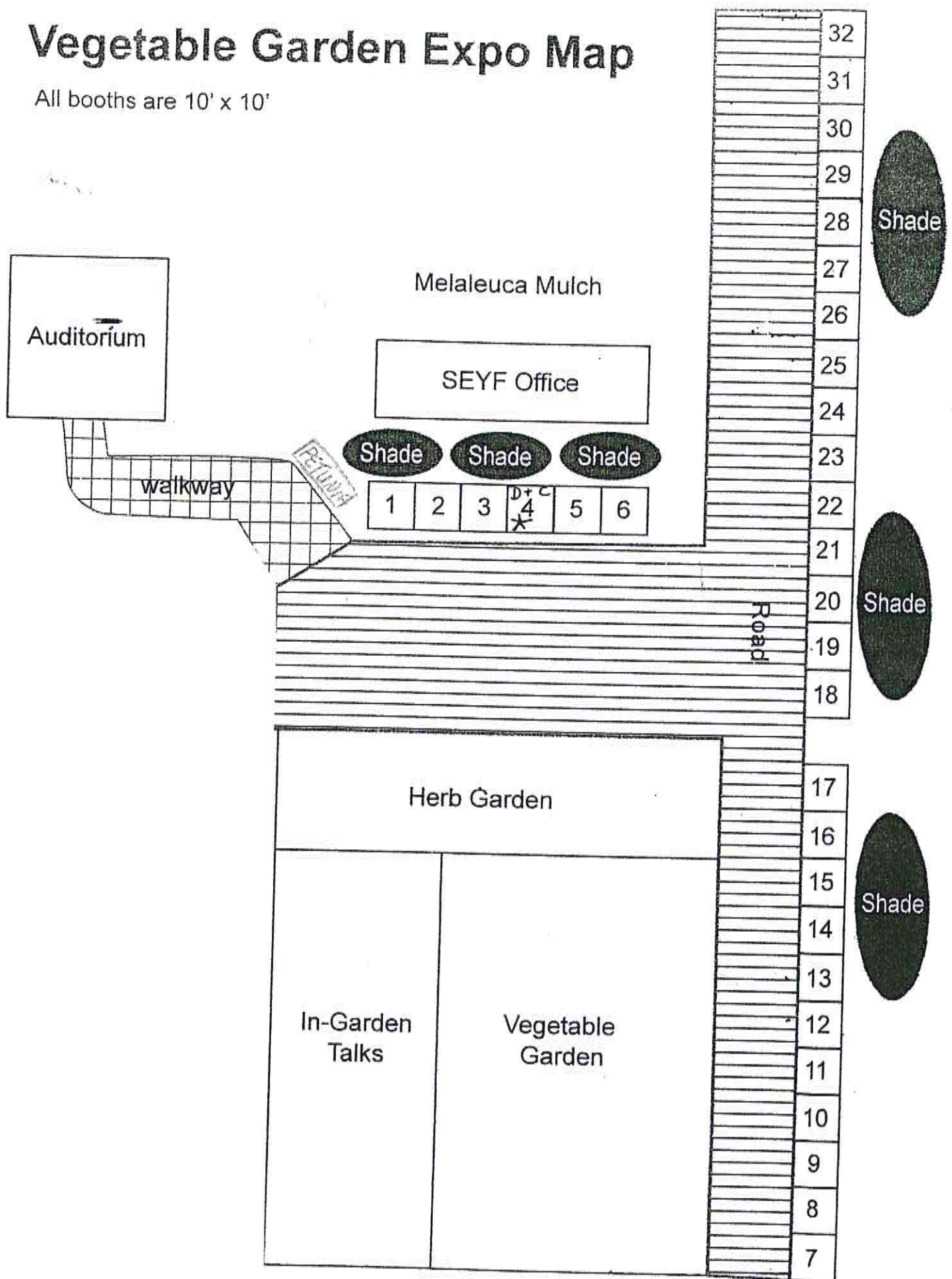
Booths
10'x10' # _____ Cost \$ 30.00ea. TOTAL _____

Make checks payable to Marion County EAC.

Total Booth Cost Enclosed \$ _____

Vegetable Garden Expo Map

All booths are 10' x 10'



UF/IFAS Marion County Master Gardeners present the first ever...

VEGETABLE GARDEN EXPO

for fall planting



Indoor Seminars

Presented by area Extension Agents

- 9:00 am Cool Season Vegetables *David Holmes*
10:00 am Tomatoes, Eggplants & Peppers *Dr. Aparna Gazula*
11:00 am Opportunities & Challenges: Pest Control *Norma Samuel*
12:00 pm Squash, Cucumber & Pumpkin *Gary England*

Outdoor Seminars

- 9:00 am Hydroponics—Tim & Phyllis Williams
Master Gardeners
9:30 am Composting—Bill Miranda
Master Gardener
10:30 am Micro Irrigation—Kathleen Patterson
FL Yards & Neighborhoods Coordinator
11:30 am Gardening in Small Spaces—Carol Ann Baldwin
Master Gardener

Vegetable Garden Vendors

- Vegetable Seeds & Seedlings
- Containers
- Melaleuca Mulch
- Soil Amendments
- Potting Mix
- Compost Bins
- And many more garden items

Saturday, August 29, 2009

9:00 am—1:00 pm

FREE ADMISSION

No Pets Allowed

352-671-8400

www.marioncountyfl.org/IFASextension.htm

**Location: UF/IFAS Marion County Extension Service
(Southeastern Livestock Pavilion Complex)
2232 NE Jacksonville Road, Ocala FL 34470**



The Foundation for the Gator Nation
An Equal Opportunity Institution

Vegetable Garden Expo

UF/IFAS Marion County Extension Service
2232 NE Jacksonville Road, Ocala
Saturday, August 21, 2010
9:00 am – 1:00 pm

Indoor Seminar Schedule – North Side of Auditorium

9:00 – 10:00	Enhancing Garden Soil	David Holmes, Horticulture Agent
10:10 – 10:40	Kids Can Garden Too!	Marion County 4-H members
10:50 – 11:50	Best Management Practices for the Vegetable Garden	Jo Leyte-Vidal, Master Gardener
12:00 – 1:00	Vegetable Varieties for Marion County	Lesroy Samuel, Vegetable Expert

Outdoor Hands-on Sessions – Vegetable Garden

9:00 – 9:30	Micro-irrigation	Kathleen Patterson Florida Yards & Neighborhoods
9:40 – 10:10	Composting	Linda Krausnick, Master Gardener
10:20 – 10:50	Growing Cool Season Crops	Jim Nash, Master Gardener
11:00 – 11:30	Growing Herbs	Pat Greenfield, Master Gardener
11:40 – 12:10	Growing Root Crops (Yucca, melanga, sweet potato)	Luis Camacho, Master Gardener
12:20 – 12:50	Pest Control Tactics	Carol Ann Baldwin, Master Gardener

Garden Tours throughout the day with Bill Miranda, Master Gardener

4-H Garden Poster & Scarecrow Displays - South Side Auditorium



The Foundation for the Gator Nation
An Equal Opportunity Institution



Vegetable Garden Expo

UF/IFAS Marion County Extension Service

2232 NE Jacksonville Road, Ocala

352-671-8400

Saturday, September 8, 2012

9:00am to 1:00pm

Indoor Seminar Schedule – Auditorium

- | | | |
|---------------|--|--|
| 9:00 – 10:00 | The Dirt is Where It Begins | Jo Leyte-Vidal, Master Gardener |
| | <i>Learn how the soil affects your vegetable garden</i> | |
| 10:20 – 11:30 | Adapting Your Vegetable Garden To the Space | Norma Samuel, Horticulture Agent &
John Vanlue, Master Gardener |
| | <i>Techniques for gardening in small and large spaces and irrigation methods</i> | |
| 11:45 – 1:00 | Vegetable Gardening | Lesroy Samuel, Vegetable Expert |
| | <i>Tips on how to grow a productive vegetable garden</i> | |

In-Garden Talks

- | | | |
|---------------|---|---|
| 9:00 – 9:45 | Herb Gardening | Lis Robson, Master Gardener |
| | <i>Learn how to successfully grow herbs in the landscape or kitchen gardens</i> | |
| 10:00 – 10:45 | Composting & Organic Vegetable Gardening | Linda Krausnick & Jo Leyte-Vidal
Master Gardeners |
| | <i>Tips on making your own soil and growing vegetables organically</i> | |
| 11:00 – 11:45 | Growing Tropical Crops | Luis Camacho, Master Gardener |
| | <i>Learn how to grow yuca (cassava), melanga, papaya, sugarcane, sorrel and pigeon peas</i> | |
| 12:00 – 12:45 | Growing Fruits in Marion County | Carol Ann Baldwin & Pete Castleberry, Master Gardener |
| | <i>Great alternatives to citrus: peach, plums, persimmons, fig, apples, blueberries, blackberries</i> | |

Please remember to bring this schedule with you on the day of the Expo

[Sign Up](#)

Email or Phone

Password

[Log In](#)
☐ Keep me logged in

[Forgot your password?](#)

2012 Vegetable Garden Expo

Public · By UF IFAS Marion County Master Gardeners


[Going \(6\)](#)

[Maybe \(2\)](#)

[Export · Report](#)

Saturday, September 8, 2012 **9:00am until 1:00pm in EDT**

2232 NE Jacksonville Rd. Ocala, FL



RECENT POSTS



Bambi Lynn Lewis is going.

[Follow Post](#) · September 8, 2012 at 4:16am



FeedtheNeed Garden is going.

[Follow Post](#) · September 7, 2012 at 10:35am



Sandra Birken Fernandez is going.

[Follow Post](#) · September 7, 2012 at 1:05am



Carol Ann Baldwin is going.

[Follow Post](#) · September 5, 2012 at 2:19pm




Margaret Woodruff is going.

[Follow Post](#) · August 29, 2012 at 2:56pm



UF IFAS Marion County Master Gardeners

Celebrate the Fall! Join this series of vendor booths and educational sessions (indoor seminars and in-garden talks) on growing vegetables, herbs and fruits.



Time to gear up for fall gardening



Tomatoes, basil and oats grow in a garden in New Paltz, N.Y. It's a rewarding experience when you can serve dinner and the majority of the ingredients come from your backyard. (AP)

By Norma Samuel
Columnist

Published: Saturday, August 6, 2011 at 6:30 a.m.

Last Modified: Thursday, August 4, 2011 at 2:36 p.m.

My dear gardening friends, I hope that you had as much of a productive vegetable garden season as we did. It was amazing how many zucchinis, tomatoes, eggplant, broccoli and okras we harvested. Vegetable gardening helps to bring out your creativity in the kitchen. I collect recipe books, so every few days, I was flipping through pages or surfing the web to find new recipes. I made zucchini bread, zucchini cookies, salsa, tomato tart, tomato pie, broccoli pizza and the list goes on. It's a rewarding experience when you can serve dinner and the majority of the ingredients come from your backyard. The goal of the Urban Horticulture program of the UF/IFAS Marion County Extension Service is to provide residents with the knowledge and practical experience to become successful gardeners. Participation in the upcoming gardening opportunities at the Extension office on 2232 NE Jacksonville Road in Ocala is a great way to increase your gardening knowledge.

Vegetable Garden Expo: Saturday, Sept. 10, from 9 a.m. to 1 p.m. Free. There will be several educational sessions to provide you with the information you need to have a bountiful harvest. Vendors will be on site with vegetable seedlings, seeds and related items. The indoor seminar topics are:

9 a.m., Growing Herbs, Dennis Gretton, D&D Growers

10:30 a.m., Edible Landscaping, Joe Seward, UF/IFAS

11:30 p.m., Vegetable Varieties for Marion County, Lesroy Samuel, vegetable expert

In-Garden Talks

9 a.m., Composting, Linda Krausnick, master gardener

10 a.m., Fertilizing your Garden, Carol Ann Baldwin, master mardener

11 a.m., Micro-Irrigation, Kathleen Patterson, FYN coordinator

Noon, Demonstration stations: Staking and Mulching, Starting Plants from Seeds, and Making Grow Boxes

The Marion Gardener

Solutions for a beautiful landscape

August 2012

Table of Contents:



What's Bugging You?

Florida-Friendly Landscaping™
and Native Plants

Snails and Slugs

Upcoming Events

Timely Gardening Tips

Published by Norma Samuel
University of Florida IFAS
Marion County Horticulture Agent

What's Bugging You?

by Norma Samuel, Extension
Agent III, Horticulture

**Find out what local
residents are calling in
about**

How can I make my figs
sweeter?

Figs prefer hot, dry spring and summer and cool wet winter. The hotter the weather the sweeter the figs will be. Also, the riper the fig, the sweeter it is. The sweetest figs are the ones picked directly from the tree and eaten. I have a fig tree in my garden at home and in order get figs to eat we tend to pick them just as they turn purple. If we wait much longer than that, we stand the chance of competing with the birds and squirrels. Guess who usually wins – surely not the person

Florida-Friendly Landscaping™ and Native Plants

by Marylou Klein, Master Gardener

Always keeping in mind the principle, right plant, right place, it is a good idea to incorporate native plants into your landscape. First of all, there are some indescribably beautiful natives. They come in all shapes and sizes for all landscape situations. Full sun, partial sun, or shade...there is something that will fit the bill. If carefully chosen, they will need little care, including fertilizing and watering. They are pest resistant, yet attract both butterflies and birds, and more importantly, the good guys from the insect diversity we have here. Many attract native pollinators which is becoming more important with the honey bee collapse disorder. Natives will help make your yard healthier, as you need to use fewer chemicals.

I have long been a firebush lover. I have them planted behind my pool where they provide a screen in the summer, sometimes growing to ten feet tall, in partial shade. I can watch the butterflies and hummingbirds stop by while I'm enjoying the pool. In the winter after they have lost their leaves they can be cut back with little damage, but I leave the stalks until early spring after the first frost. I have planted false indigo there and plan to add more next spring. Although it only blooms in the spring, its lovely fern like leaves add to the greenery all season long. I plan to scatter some seeds in November in hopes of increasing the plant.

Last summer, driving out of Rainbow Springs, I noticed a clump of tall plants with bell-like flowers, beardtongue. I found out that it was from the *penstemon* family and was able to purchase several plants from a local native plant provider. Since then I have purchased seed that I will both scatter in November and also try in pots. I have also found some pale pink plants locally. These have done well in an area that gets hot afternoon sun. They are as pretty and garden like as any hybrid you could find, but like our hot humid summers without wilting away to fungus. Blue curls is a shrubby plant that blooms with tiny blue flowers that look like curls in late August through fall. Tiny pollinators just love it, but so do larger bees. I saw one branch just collapsing under the weight of a determined bee.

UPCOMING LECTURES/ EVENTS:

Educational seminars and events are presented by UF/IFAS Extension Agents and or Master Gardeners.

Unless otherwise indicated, to pre-register, please call 671-8400 or e-mail Donna.Redner@marioncountyfl.org

Vegetable Garden Expo

Series of educational sessions and Vendor booths on growing Vegetables, fruits and herbs
September 8, 9:00 am—1:00 pm
Marion County Extension
No Charge

Gardening for Hummingbirds and Butterflies Workshop and Garden Tour

Learn how to attract these beauties to your garden
September 14, 9:30am—noon
Marion County Extension Auditorium
No Charge
Please preregister by Sept. 9

Gardening for Dummies

Tips for the novice gardener and residents new to Marion County to garden successfully
September 24—28, 6:00 pm—8:30 pm
Marion County Extension Auditorium
Cost: \$25 per person / \$40 per couple
Please preregister by Sept. 14

Snails and Slugs

by Anne Lambrecht, Master Gardener

(continued from page 3)



The slug has so much mucous, that after the toad chews a few times it finds its mouth clogged with the sticky, gooey slime.

Most land snails are nocturnal, which is why when you check your garden you cannot ever see any creatures making holes in your plants, but you know something has to be. I know a lady who goes out at night armed with flashlight and bucket of soapy water to pick them off her flowers.

Most snails and slugs possess both male and female parts and each is capable of self-fertilization, although cross fertilization is normal. Adults deposit eggs which are slimy and almost a pearl-like whitish color.

To control a harsh infestation, remove anything snails may hide under such as: boards, bags, brush and debris. Dense vegetation, deep mulch, and frequent irrigation favor slugs. Consequently, minimizing irrigation (especially overhead sprinkling) or planting drought tolerant plants may reduce slug problems. Here's another trick: place a board on the ground near damaged plants. Elevate the board with four stones placed under the corners. The snails will take shelter under the board and then can be destroyed by dropping into a jar filled with water and a little rubbing alcohol. Some birds, especially ducks, will feed on snails and slugs.

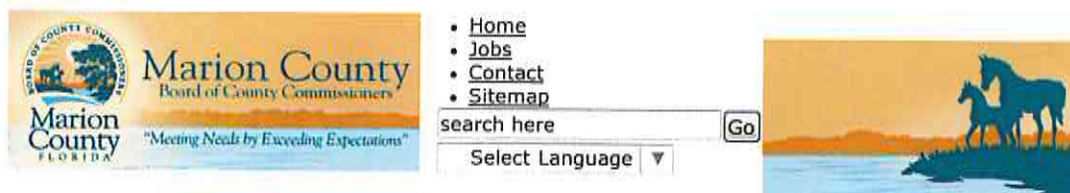
Barriers of diatomaceous earth, sand, ashes or eggshells provide only temporary control. With a beer trap the goal is to trap and drown snails and slugs in a shallow dish with beer placed slightly below grade so that the lip of the dish is even with the soil. However, this does not provide reliable control and why waste good beer.

Commercial slug and snail baits are available at the big box stores and are used by scattering bait around vegetation that is to be protected. The bait is effective, but quite toxic to pets and birds and other garden creatures.

All this stuff puts a different light on Escargo, the French delicacy appetizer. Yet, snails and slugs are a great source of protein and many people the world over eat snails and slugs to sustain themselves. They even have canned slugs in Oregon! I bought a couple when we were there and plan to serve them to the Husband.

For more than you ever wanted to know about slugs:

<http://edis.ifas.ufl.edu/in891>



[Home](#) ▶ [About Us](#) ▶ [4-H/YouthAgriculture](#) ▶ [Families/Consumers](#) ▶ [Lawn and Garden](#) ▶ [Resource Efficiency](#) ▶ [SE Livestock](#) ▶ [Pavilion](#)

Home Gardening Programs



Please Note:

Below is a listing of annual classes and events, some of which are offered multiple times throughout the year. Please check our [Calendar of Events](#) for upcoming dates and locations.

» Master Gardener Fall Gathering Plant Sale

This annual event, held in October, is unique in that all the plants for sale have been propagated by local Master Gardeners. Most of the plants are either native or Florida-Friendly (drought and/or pest tolerant), and are typically not something found in large-chain nurseries.

Types of plants include: annuals, perennials, interiors, butterfly attractors, herbs, ground covers, fruit trees, and shade trees. Other items for sale include: melaleuca mulch, rain barrels, fertilizer, decorative concrete leaves, gardening publications and seeds of all kinds. Master Gardeners will be on hand for expert advice. **Admission and parking are FREE.** No pets are allowed.

» Gardening for Dummies

Marion County's subtropical climate can make it challenging at best to grow anything other than weeds! Gardening for Dummies was designed to take the guesswork out of how to grow and maintain a successful lawn or garden. Topics include vegetable gardening, lawn care, pruning, cost/eco-friendly techniques, and pesticide and fertilizer usage. This is a 5-part series. Pre-registration and a nominal fee to cover all five classes, snacks and course materials is required.

» Vegetable Garden Expo

This annual event, held in the Fall at the local county Extension Service, offers both a plant sale and wide-array of educational seminars. In addition to live plants, vendors will be selling vegetable seeds & seedlings, containers, melaleuca mulch, soil amendments, potting mix, compost bins, fruit trees, micro-irrigation kits, rain barrels.

Master Gardeners will be on hand to answer plant-related questions and to give on-site tours of the local University of Florida IFAS vegetable and herb demonstration gardens. Admission is FREE. No pets are allowed.

» Master Gardener Spring Festival

*** visit web site for more information***



One of the largest plant sales and gardening expos in the area, the festival is held the second weekend in March at the county Extension Service. Patrons will enjoy a large array of plants, garden decor and water pond accessories all in one convenient location. Attendees can also brush-up on their knowledge



Additional Information

[In-House Publications](#)
[The Marion Gardener' newsletter](#)
[Class Descriptions](#)
[Soil Testing](#)
[Calendar of Events](#)

Contact an agent

[Norma Samuel](#)
Extension Agent
II, Urban
Horticulture